



THE MAHARASHTRA STATE CO-OPERATIVE BANK LTD.

PROFILE | 2025

CONTENTS



SR. NO.	TITLE	PAGE NO.
1	MSCB: A Bird's Eye-View	4
2	Administrative Set-Up of the Bank	5
3	Brief History of the Bank	7
4	Profit & Loss Account & Balance Sheet as on 31 st March, 2025	8
5	Ratio Analysis	9
6	Financial position of DCC Banks	10
7	Statistics with Graphical Presentation	13

PROFILE | 2025

THE MAHARASHTRA STATE CO-OPERATIVE BANK LTD.



सहकारातून समृद्धी

A Bird's Eye - View

1	Name of the Bank	The Maharashtra State Co-operative Bank Ltd., Mumbai
2	Date of Establishment	11 th October, 1911
3	Registration No.	359 /1961, Dated 1 st May, 1961
4	RBI License No. & Date	No. RPCD (MRO).2479/18.01.038/2011-12, Dated April 19, 2012
5	ISO Certification	ISO 27001 : 2022, Certificate No. 2775/MAH27A Dated 30th July, 2025
6	Address	1) Registered Office: Sir Vithaldas Thackersey Smruti Bhavan, 9, Maharashtra Chamber of Commerce Lane, Fort, Mumbai - 400 001 2) Administrative Office, Vashi: Sector-17, Plot No. 88, Vashi, Navi Mumbai - 400 703.
7	Telephone Numbers	HO- (022) 69801000, Vashi- (022) 27896835
8	E-mail ID	cmds@msc.bank.in
9	Website	https://www.msc.bank.in
10	Administrator	Shri Vidyadhar V. Anaskar
11	Managing Director	Shri Dilip N. Dighe
12	Regional Offices	Pune, Nasik, Aurangabad, Nagpur, Kolhapur & Nanded
13	Training Centers	1) Shikhar Training & Research Institute, Vashi, Navi Mumbai 2) Shikhar Training & Research Institute, Nagpur
14	Number of Branches	51 Of which 23 in Mumbai, 1 in Navi Mumbai, 11 in Nagpur & 1 each at Akola, Amravati, Aurangabad, Beed, Kolhapur, Nasik, Dhule, Pune, Solapur, Nanded, Jalgaon, Osmanabad, Jalna, Parbhani, Wardha and Yeotmal 4 Extension Counters (3 in Mumbai & 1 in Navi Mumbai)
15	ATM Centers	18 Registered Office, Vaikunthbhai Mehta Smruti Bhavan, Fort, Sion, Chembur, Vashi, Nagpur, Kolhapur, Nasik, Dhule, Pune, Solapur, Beed, Nanded, Jalgaon, Osmanabad, Jalna, Parbhani & Wardha
16	CTS Centers	7 Mumbai, Nagpur, Aurangabad, Nasik, Pune, Kolhapur & Solapur
17	Number of Employees	825 (As on 31 st March, 2025)

18. Membership and Share Capital (As on 31st March, 2025)

(₹ in crore)

Sr. No.	Members	Numbers	No. of Shares	Paid-up Share Capital (₹)
a	Co-operative Institutions	1,829	54,70,893	547.10
b	Firms, Companies, Trusts & Other Societies	71	4,82,521	48.25
	Total	1,900	59,53,414	595.34

- 19 DCC Banks in the State : 31
 20 Urban Banks in the State : 454 (As on 31st March, 2025)
 21 Financial Year : April 1st to March 31st



सहकारातून समृद्धी

PROFILE | 2025

THE MAHARASHTRA STATE CO-OPERATIVE BANK LTD.

Administrative Set-Up of the Bank

MANAGING DIRECTOR

CHIEF GENERAL MANAGER

GENERAL MANAGERS (4)

1	(OSD) Nagpur DCC
2	Corporate Planning and Institutional Development Department, Urban Bank's Department, Banking, International Banking Division, Human Resources Development & Management, Department for Institutional Recovery & Revival (Legal), Compliance Cell (Chief Compliance Officer).
3	Department for Institutional Recovery & Revival, Treasury, Inspection & Audit, Internal Audit, Risk Management (Chief Risk Officer)
4	Information Technology, General Administration, Chairman & Managing Director's Secretariat Department, Agro Industrial Cooperatives Department, Central Financing Agencies.

DY. GENERAL MANAGERS (4)

1	(OSD) Human Resources Development & Management, Treasury, General Administration Department, Hon. Chairman & Hon. Managing Director's Secretariat Department, Information Technology.
2	Agro Industrial Cooperatives Department, Urban Bank's Department, Central Financing Agencies Department, Corporate Planning and Institutional Development Department, Banking, International Banking Division.
3	Risk Management Department, Compliance Cell, Inspection & Audit, Internal Audit, Department for Institutional Recovery & Revival, Appraisal Cell.
4	Regional Office Pune

MANAGERS (19)

1	(OSD) General Administration Department, Additional Charge -Hon. Chairman & Hon. Managing Director's Secretariat Department.	11	International Banking Division
2	(OSD) Department for Institutional Recovery & Revival	12	Banking Department
3	(OSD) Treasury Department	13	Risk Management Department
4	(OSD) Information Technology	14	Agro Industrial Cooperatives Department
5	Urban Bank's Department, Additional Charge - Corporate Planning and Institutional Development Department.	15	Inspection & Audit Department, YCP, Additional Charge - Internal Audit Department
6	Compliance Cell, Additional Charge Risk Management Department.	16	Regional Office Nashik
7	Information Technology (System)	17	Regional Office Aurangabad
8	Central Financing Agencies Department	18	Regional Office Nagpur, Additional Charge Vice Principal S.T.R.I Nagpur
9	Department for Institutional Recovery & Revival (Legal)	19	Regional Office Nanded
10	Human Resource Development & Management		

REGIONAL OFFICES (6)

1. Regional Office, Aurangabad	2. Regional Office, Kolhapur	3. Regional Office, Nagpur
4. Regional Office, Nasik	5. Regional Office, Pune	6. Regional Office, Nanded



Brief History of Co-operative Movement

The co-operative movement in India traces its origin to a period as early as 1904, when the Co-operative Credit Societies Act was enacted. As far as co-operative sector is concerned, Maharashtra is the most developed state in the country. There is hardly any village in the state which remains untouched by the co-operative movement and hardly any important economic activity that is not covered under a co-operative.

Maharashtra Co-operative Societies Act, 1960 is regulating the working of Co-operative Movement in Maharashtra. Co-operative Credit Structure is vital institutional arrangement of development of agricultural and allied sectors in state economy. The Co-operative Movement in Maharashtra is nursed and nourished by a three-tier co-operative credit structure, at the helm of which is The Maharashtra State Co-operative Bank Limited (MSCB) as Apex Bank. At the middle level there are 31 District Central Co-operative Banks (DCCBs) and at the bottom level, over 21246 Primary Agricultural Credit Societies (PACS) are functioning. The MSC Bank serves as a balancing centre for the surplus resources of co-operatives in the state and thereby ensures their multifaceted development and prosperity. Needless to say that MSC Bank is the biggest State Co-operative Bank in the country.

Banking License granted to The Maharashtra State Co-operative Bank Ltd. by RBI on 19th April, 2012, hence Bank is having status of scheduled and licensed Bank as per RBI Act, 1934.

The network of the Co-operative Credit Structure in Maharashtra (As on 31st March, 2025)

The Maharashtra State Co-op. Bank Ltd.	No.	Co-operative Credit Structure (Maharashtra State)	No.
Registered Office (Mumbai)	1	No. of DCC Banks	31
Administrative Office (Vashi)	1	No. of Branches of DCCBs	3,667
Regional Offices	6	Total No. of PACS	21,246
Branches	51	No. of Urban Co-op. Banks	454
Extension Counters	4		
CTS Service Centers	7		
ATM Centre	18		



सहकारातून समृद्धी

PROFILE | 2025

THE MAHARASHTRA STATE CO-OPERATIVE BANK LTD.

Brief History of the MSC Bank

History of the Maharashtra State Co-operative Bank Ltd., Mumbai (MSCB) is almost the history of Co-operation in the State keeping pace with changes in geography, composition, governance and nomenclature of the state itself. The Co-operative movement, the state and bank closely linked all along by virtue of their objective being interlinked. The change in the Bank name were effected in keeping with changes in its functions and coverage and as necessitated by law.

The Bank was originally registered as The Bombay Central Co-operative Bank Limited in 1911. However, it's fore-runner The Bombay Urban Co-operative Credit Society was formed on 23rd January, 1906. With the passage of time, the Bank underwent constitutional changes before it acquired the present status, viz. The Maharashtra State Co-operative Bank Ltd. on 1st May, 1961 under the Registration No. 359 following the reorganization of states on the linguistic basis. It is interesting to note that as a result of constitutional changes Bank name underwent changes as below.

1.	THE BOMBAY CENTRAL CO-OPERATIVE BANK LTD.	1911 – 1923
2.	THE BOMBAY PROVINCIAL CO-OPERATIVE BANK LTD.	1923 – 1952
3.	THE BOMBAY STATE CO-OPERATIVE BANK LTD.	1952 – 1961
4.	THE MAHARASHTRA STATE CO-OPERATIVE BANK LTD.	1961 ONWARDS

Over the years, MSCB has been fortunate in having the services of eminent personalities in different walks of life. To mention a few are successful businessmen like the late Mr. Lallubhai Samaldas, Mr. Vaikunthbhai Mehta, Mr. V. D. Thackersey and intellectuals like professor D G Karve, Dr. Dhananjayrao Gadgil and Mr. R. G. Saraiya who have helped the Bank to grow in stature and strength. Mission of the Bank Initially, the Bank laid emphasis on the establishment of live contacts with villagers, which gave impetus to the opening of branches in the state. The Bank's credit and marketing activities were combined in its rural branches. However, in due course the Bank encouraged the formation of separate marketing societies and transferred the business to them. With the evolution of three-tier co-operative credit structure (PACS, DCCBs, MSCB), the Bank transferred its credit business to the newly established Central Financing Agencies, i.e. Districts Central Co-operative Banks. This paved the way for linking credit with marketing in the co-operative domain.

Mission of the Bank

Objectives of the Bank as per Bye-laws To promote and propagate the creation of a 'Co-operative Commonwealth' through socio-economic transformation of the community by peaceful and democratic means, maintaining the Co-operative character, following co-operative principles of voluntary association based on footing of equality, democratic management, elimination of scope for individual profit, distribution of surplus earnings in proportion to capital, practice of thrift; organize co-operative education and training and readiness to work for common cause.



BALANCE SHEET OF THE BANK AS ON 31ST MARCH, 2025

Capital and Liabilities	As on 31 st March, 2025 (₹)	Assets	As on 31 st March, 2025 (₹)
Capital	595,34,14,000.00	Cash and Balances with RBI, SBI	4397,85,55,915.92
Reserves and surplus	7762,73,39,796.23	Balances with Banks and money at call and short notice	3667,20,73,675.92
Deposits	26358,68,50,148.34	Investments	6973,34,84,173.54
Borrowings	16313,05,20,841.00	Advances	35588,05,96,384.07
Other liabilities and provisions	971,76,35,031.25	Fixed Assets	103,83,82,403.20
		Other Assets	1271,26,67,264.17
Total	52001,57,59,816.82	Total	52001,57,59,816.82
Contingent liabilities	424,40,57,297.01		
Bills for collection & Contra	1893,94,82,813.04		

PROFIT AND LOSS ACCOUNT FOR THE YEAR ENDED 31ST MARCH, 2025

Income	As on 31 st March, 2025 (₹)	Expenditure	As on 31 st March, 2025 (₹)
Interest earned	3357,66,81,270.12	Interest expended	2354,72,58,434.90
Other Income	262,98,62,804.43	Operating expenses	180,95,11,299.84
		Provisions and contingencies	433,39,52,391.09
		Profit / (Loss)	
		Net profit / (Loss) for the year	651,58,21,948.72
Total	3620,65,44,074.55	Total	3620,65,44,074.55



सहकारातून समृद्धी

PROFILE | 2025

THE MAHARASHTRA STATE CO-OPERATIVE BANK LTD.

Ratio Analysis (%)

Sr. No.	Particulars	31-Mar-21	31-Mar-22	31-Mar-23	31-Mar-24	31-Mar-25
1	Yield on Loans	8.29%	10.50%	7.54%	8.05%	8.72%
2	Return on Investment	5.35%	5.60%	6.32%	7.35%	6.84%
3	Financial Return	6.83%	8.60%	6.85%	7.40%	7.87%
4	Cost of Deposits	4.97%	4.11%	4.97%	6.35%	7.00%
5	Cost of Borrowings	5.18%	4.63%	5.00%	6.01%	6.53%
6	Financial Cost	4.10%	3.32%	3.91%	4.86%	5.52%
7	Financial Margin	2.73%	5.28%	2.94%	2.54%	2.35%
8	Transaction Cost	0.62%	0.71%	0.61%	0.53%	0.42%
9	Gross Margin	2.11%	4.56%	2.33%	2.01%	1.93%
10	Misc. Income	0.32%	0.26%	0.22%	0.12%	0.10%
11	Risk Cost	0.66%	1.38%	0.38%	0.21%	0.18%
12	Net Margin	1.77%	3.44%	2.17%	1.92%	1.85%



Financial Position of District Central Co-op. Banks in Maharashtra

(₹ in crore)

Sr. No.	Particulars	31.03.2023	31.03.2024	31.03.2025
1	No. of DCCBs	31	31	31
2	No. of branches of DCCBs	3,689	3,687	3,649
3	Total members of DCCBs	1,21,069	1,50,586	1,53,595
4	Paid up Share Capital	4,300.00	4,546.36	4,799.83
5	Reserves	19,857.45	21,385.78	23,391.16
6	Own funds	24,156.58	25,932.14	28,190.99
7	Total Deposit	1,06,465.10	1,17,480.16	1,27,731.31
8	Total Borrowing	12,617.23	15,291.44	17,334.52
9	Loans & advances	71,405.21	83,716.97	88,376.71
10	Of which S.T. (SAO)	26,764.60	27,997.92	29,847.18
11	Overdues	14,429.43	17,466.26	20,045.74
12	% of overdues to loans	20.21	20.86	22.68
13	Working Capital	1,48,803.35	1,61,849.76	1,76,096.28
14	Profit	638.48	840.62	847.30
	No. of DCCBs	22	28	27
15	Loss	-1,463.53	-55.85	-58.14
	No. of DCCBs	9	3	4



सहकारातून समृद्धी

PROFILE | 2025

THE MAHARASHTRA STATE CO-OPERATIVE BANK LTD.

Finance to Agriculture in Maharashtra

Annual Credit Plan

The state credit plan is prepared by consolidating the District Credit Plan and after discussing in the SLBC meeting.

A) The Comparative Position of Annual Credit Plan for the last 3 years is as under:

(₹ in crore)

Sector	2022-23			2023-24			2024-25		
	Target	Achiv	% Ach.	Target	Achiv	% Ach.	Target	Achiv	% Ach.
1) Agriculture	126062	145040	115%	168481	154120	91%	177342	177200	100%
Of which Crop Loans	64000	62769	98%	74969	60195	80%	77658	66485	86%
2) Other Priority	396012	404358	102%	482920	486176	101%	547848	540904	5%
Total Priority (1+2)	522073	549397	105%	651401	640296	98%	725190	718104	99%
Non Priority	2110931	2621674	124%	2739200	3230086	118%	3375310	3548009	105%
Grand Total	2633004	3171071	120%	3390601	3870382	114%	4100500	4266113	104%

The Agency wise Credit flow for the Crop Loan during last 3 years in the State was as follows:

(₹ in crore)

Agency	2022-23			2023-24			2024-25		
	Tgt.	Ach.	% Acht.	Tgt.	Ach.	% Acht.	Tgt.	Ach.	% Acht.
Commercial Bank	37729	35538	94%	43251	32124	74%	64000	41503	65%
Co-operative Banks	22228	22495	101%	26685	23454	88%	12600	3801	30%
RRBs	4043	4736	117%	5033	4617	92%	26700	23885	89%
Total	64000	62769	98%	74969	60195	80%	103300	69189	67%



B) Annual Credit Plan for 2025-26 in State of Maharashtra:

Proposed Annual Credit Plan for the year 2025-26 is of ₹ 44,76,806 crore comprising ₹ 2,00,726 crore for Agriculture of which ₹ 80,421 crore allocated for crop loan and ₹ 1,20,305 crore allocated for Term Loans. Sectorwise details as under:

(₹ in crore)

Particulars	Target 2023-24	Achievement	% Achievement	Target 2024-25	Achievement	% Achievement	Proposed ACP 2025-26	% Growth (Compared to FY 2024-25)
Crop Loans	74969	60195	80%	77658	66485	86%	80421	3.56%
Agri. Term Loans	93512	93925	100%	99683	110715	111%	120305	20.69%
Total Agriculture	168481	154120	91%	177342	177200	100%	200726	13.19%
Other Priority	482920	486175	101%	547848	540904	99%	605442	10.51%
Total Priority	651401	640295	98%	725190	718104	99%	806168	11.17%
Non Priority	2739200	3230086	118%	3375310	3548009	105%	3670638	8.75%
Total Plan	3390601	3870381	114%	4100500	4266113	104%	4476806	9.18%

The disbursement position of crop loans is being monitored on fortnightly basis in the Kharif season and on monthly basis thereafter. Special emphasis is given to lending for crop loans so as to cover each farmer in the state. Agency-wise comparative performance of crop loan disbursement in the state as of 31st March, 2025 is given hereunder-

Comparative Performance for last two years (Kharif & Rabi) :

(₹ in crore)

Sr. No.	Agency	31 st March, 2024			31 st March, 2025		
		Target	Achievement	% Achievement	Target	Achievement	% Achievement
1	Public Sector Banks	34138	26161	77%	35983	31414	87%
	Share	46%	43%		46%	47%	
2	Private Sector Banks	9052	5963	66%	10461	7855	75%
	Share	12%	10%		13%	12%	
3	Small Finance Banks	61	0	0%	29	0	0%
	Share	0%	0%		0%	0%	
4	Other Banks	0	0	0%	0	0	0%
	Share	0%	0%		0%	0%	
5	CBs	43251	32124	74%	46473	39269	84%
	Share	58%	53%		60%	59%	
6	RRBs	5033	4617	92%	5313	3807	72%
	Share	7%	8%		7%	6%	
7	Sub Total SCBs	48284	36741	76%	51786	43076	83%
	Share	65%	61%		67%	65%	
8	DCCBs	26685	23454	88%	25872	23409	90%
	Share	35%	39%		33%	35%	
	Total	74969	60195	80%	77658	66485	86%

Source : State Level Banker's Committee (SLBC)



सहकारातून समृद्धी

PROFILE | 2025

THE MAHARASHTRA STATE CO-OPERATIVE BANK LTD.

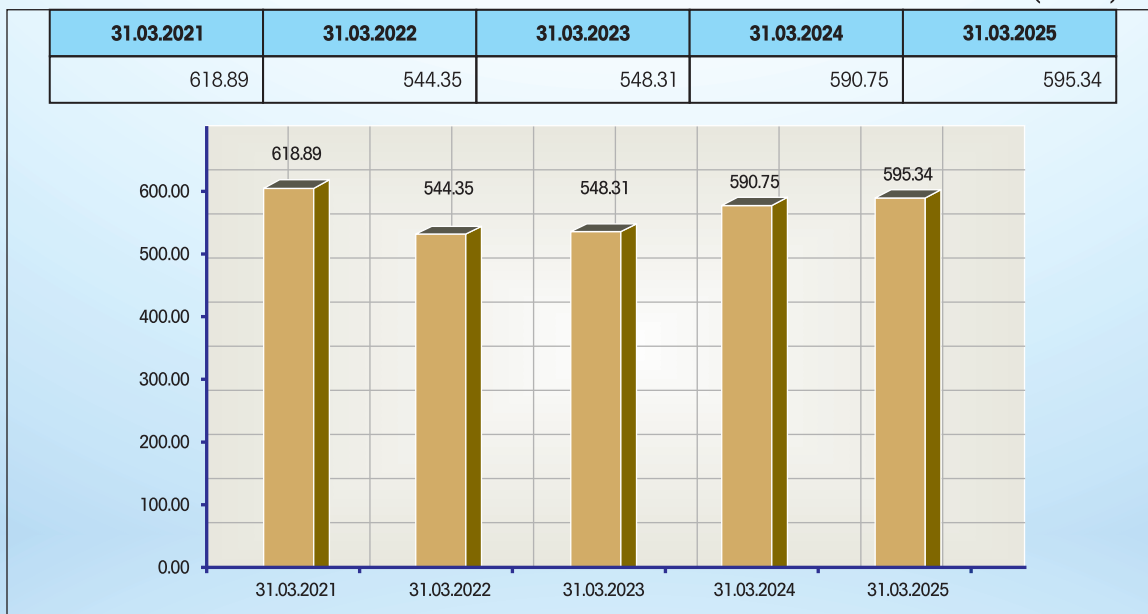
STATISTICS WITH GRAPHICAL PRESENTATION 2025



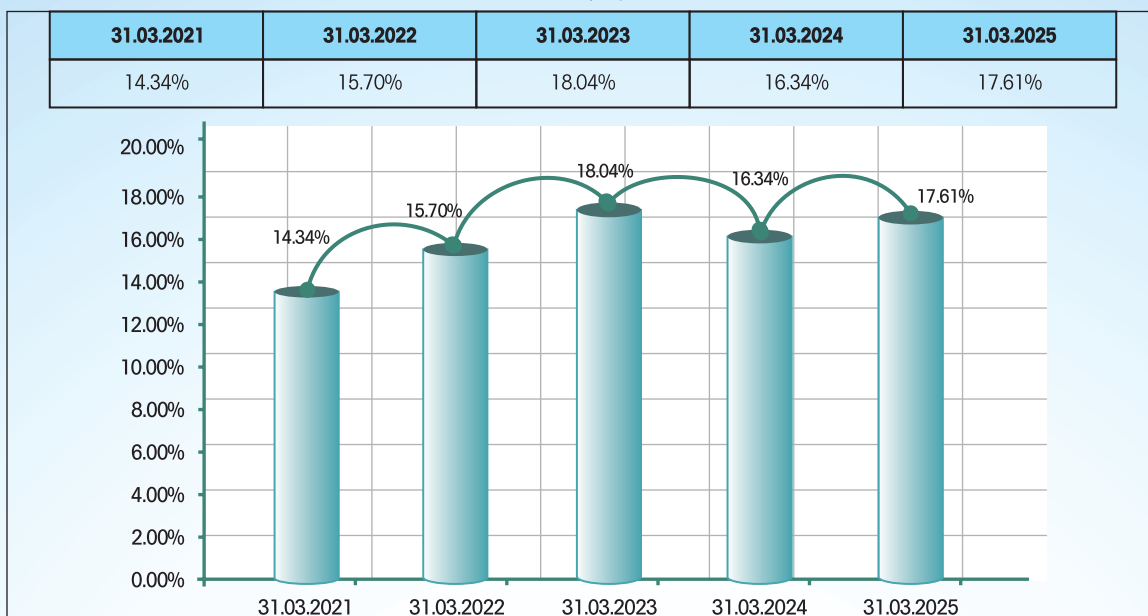


SHARE CAPITAL

(₹ in crore)



CRAR (%)





सहकारातून समृद्धी

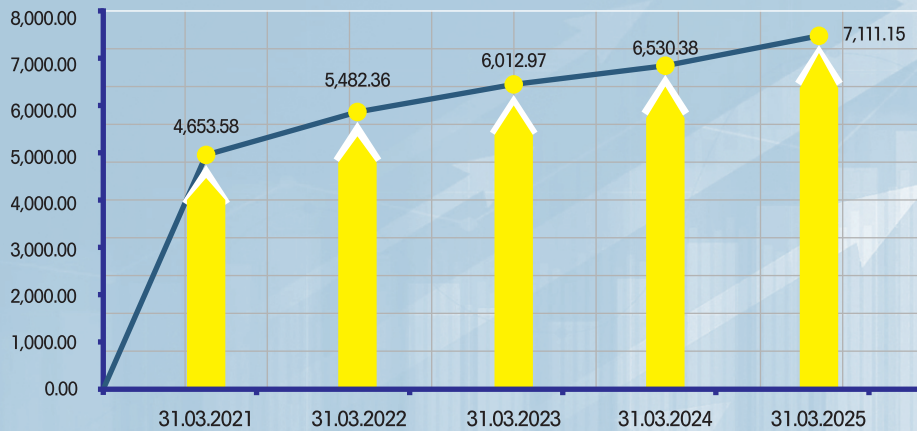
PROFILE | 2025

THE MAHARASHTRA STATE CO-OPERATIVE BANK LTD.

RESERVES

(₹ in crore)

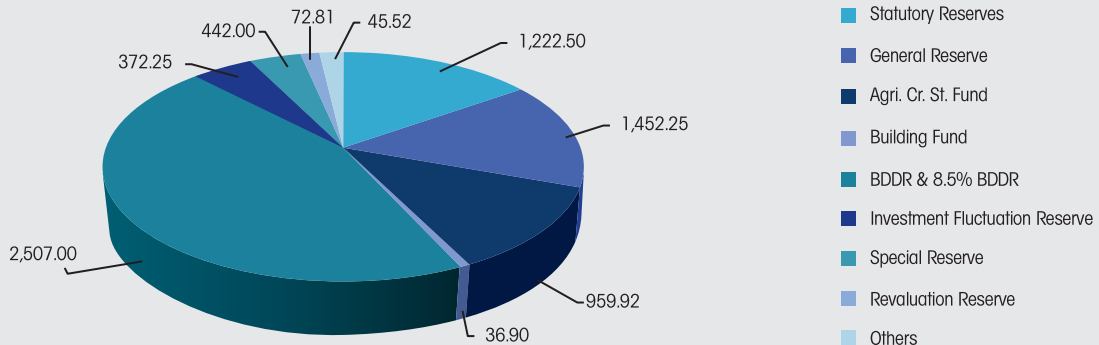
31.03.2021	31.03.2022	31.03.2023	31.03.2024	31.03.2025
4,653.58	5,482.36	6,012.98	6,530.38	7,111.15



RESERVES ₹ 7,111.15 crore (31.03.2025)

(₹ in crore)

Sr. No.	Particulars	Amount	Sr. No.	Particulars	Amount
1	Statutory Reserves	1,222.50	6	Investment Fluctuation Reserve	372.25
2	General Reserve	1,452.25	7	Special Reserve	442.00
3	Agri. Cr. St. Fund	959.92	8	Revaluation Reserve	72.81
4	Building Fund	36.90	9	Others	45.52
5	BDDR & 8.5% BDDR	2,507.00		Total	7,111.15

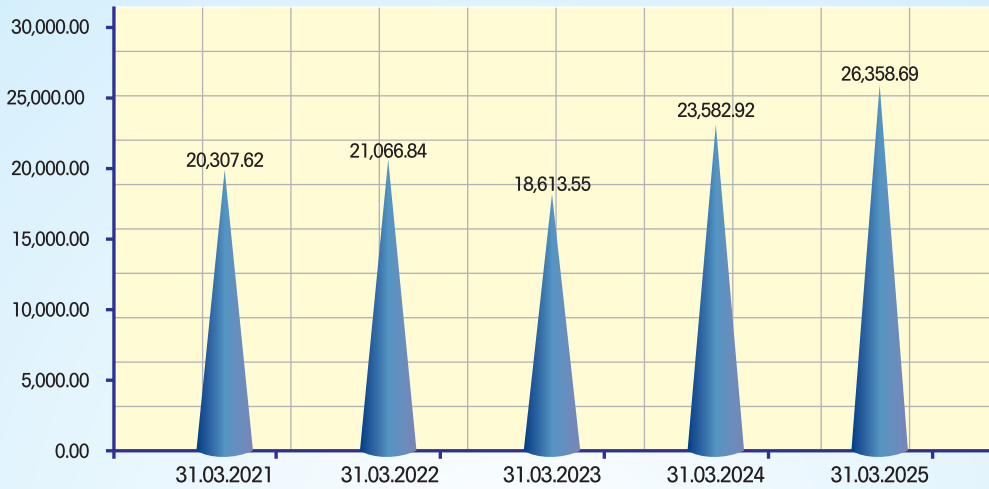




DEPOSITS

(₹ in crore)

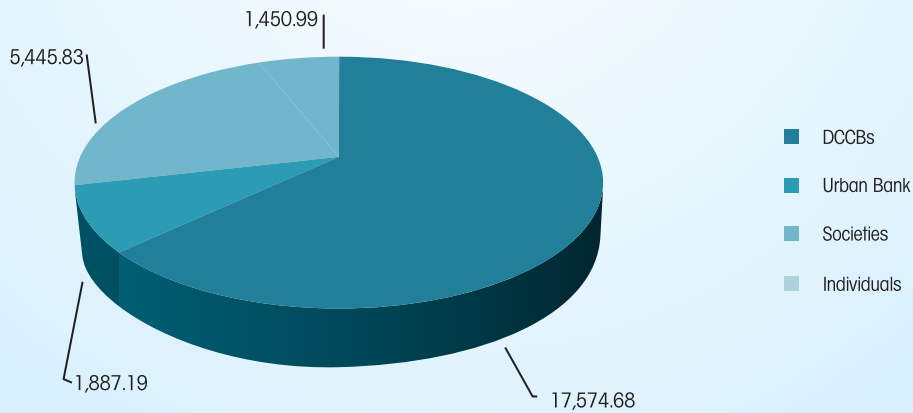
31.03.2021	31.03.2022	31.03.2023	31.03.2024	31.03.2025
20,307.62	21,066.84	18,613.55	23,582.92	26,358.69



DEPOSITS ₹ 26,358.69 crore (31.03.2025)

(₹ in crore)

DCCBs	Urban Banks	Societies	Individuals	Total
17,574.68	1,887.19	5,445.83	1,450.99	26,358.69





सहकारातून समृद्धी

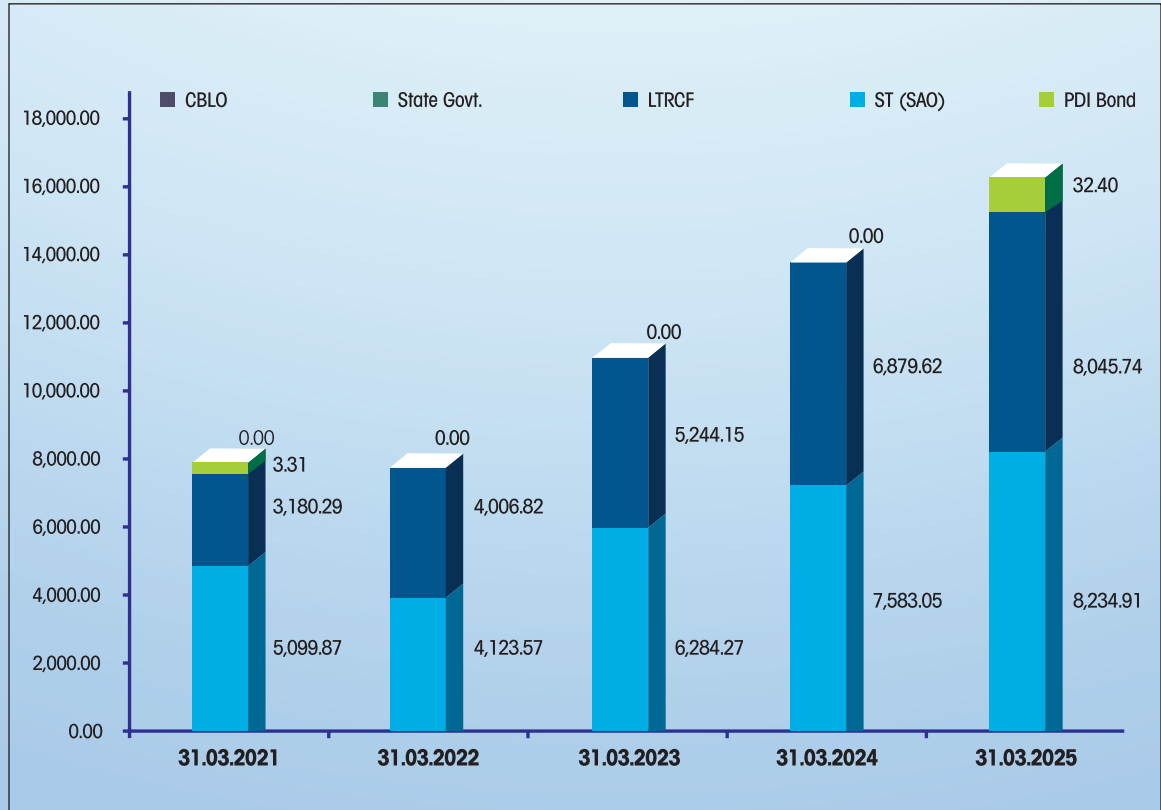
PROFILE | 2025

THE MAHARASHTRA STATE CO-OPERATIVE BANK LTD.

BORROWINGS

(₹ in crore)

	31.03.2021	31.03.2022	31.03.2023	31.03.2024	31.03.2025
ST (SAO)	5,099.87	4,123.57	6,284.27	7,583.05	8,234.91
LTRCF	3,180.29	4,006.82	5,244.15	6,879.62	8,045.74
State Govt.	3.31	0.00	0.00	0.00	0.00
CBLO	0.00	0.00	0.00	0.00	0.00
PDI Bond	0.00	0.00	0.00	0.00	32.40
TOTAL	8,283.47	8,130.39	11,528.42	14,462.67	16,313.05

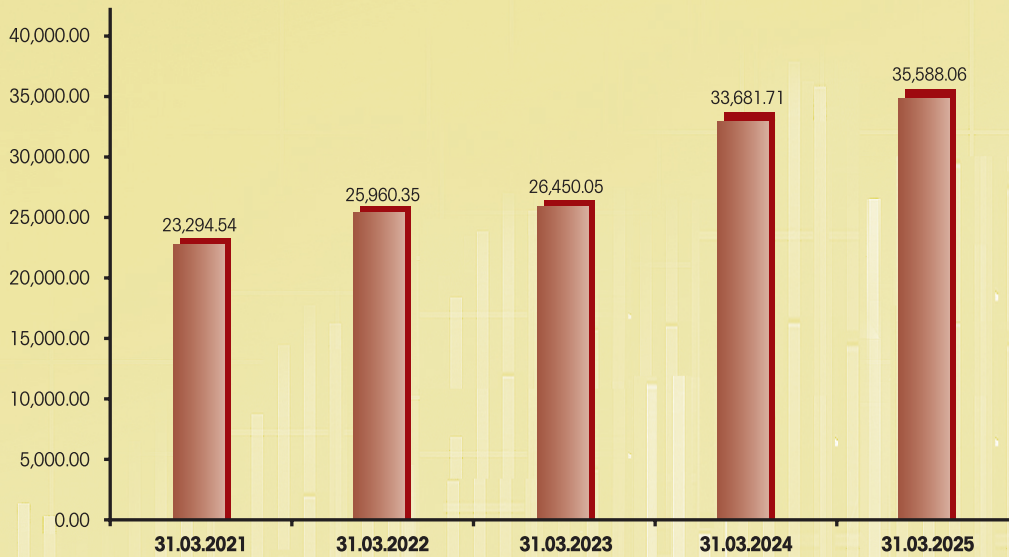




LOANS & ADVANCES

(₹ in crore)

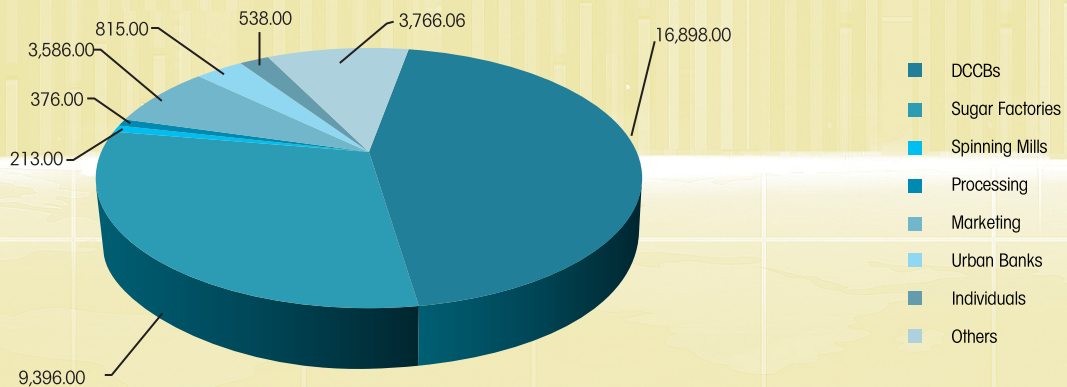
31.03.2021	31.03.2022	31.03.2023	31.03.2024	31.03.2025
23,294.54	25,960.35	26,450.05	33,681.71	35,588.06



LOANS & ADVANCES ₹ 35,588.06 crore (31.03.2025)

(₹ in crore)

DCCBs	Sugar Factories	Spinning Mills	Processing	Marketing	Urban Banks	Individuals	Others	Total
16,898.00	9,396.00	213.00	376.00	3,586.00	815.00	538.00	3,766.06	35,588.06





सहकारातून समृद्धी

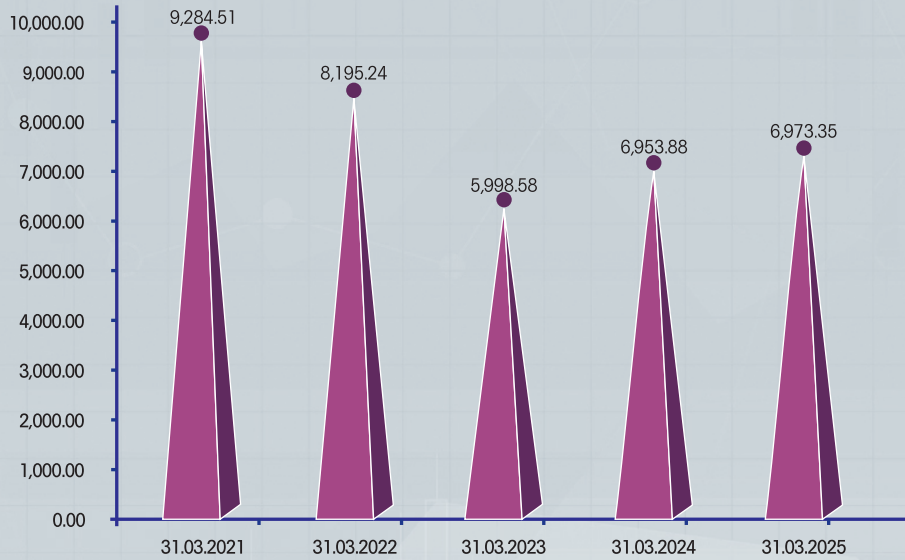
PROFILE | 2025

THE MAHARASHTRA STATE CO-OPERATIVE BANK LTD.

INVESTMENTS

(₹ in crore)

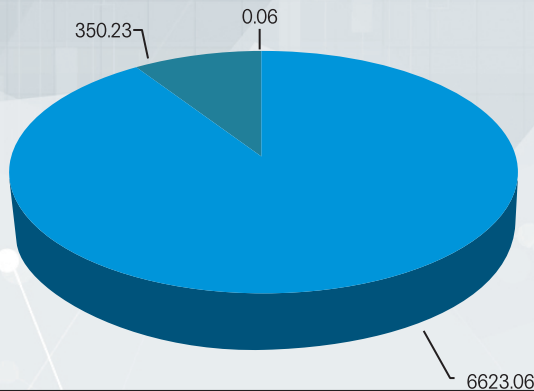
31.03.2021	31.03.2022	31.03.2023	31.03.2024	31.03.2025
9,284.51	8,195.24	5,998.58	6,953.88	6,973.35



INVESTMENTS ₹ 6,973.35 crore (As on 31.03.2025)

(₹ in crore)

Government Securities (G-Sec.)	Bonds & Other	Share in Other Co-operatives	Total
6623.06	350.23	0.06	6,973.35



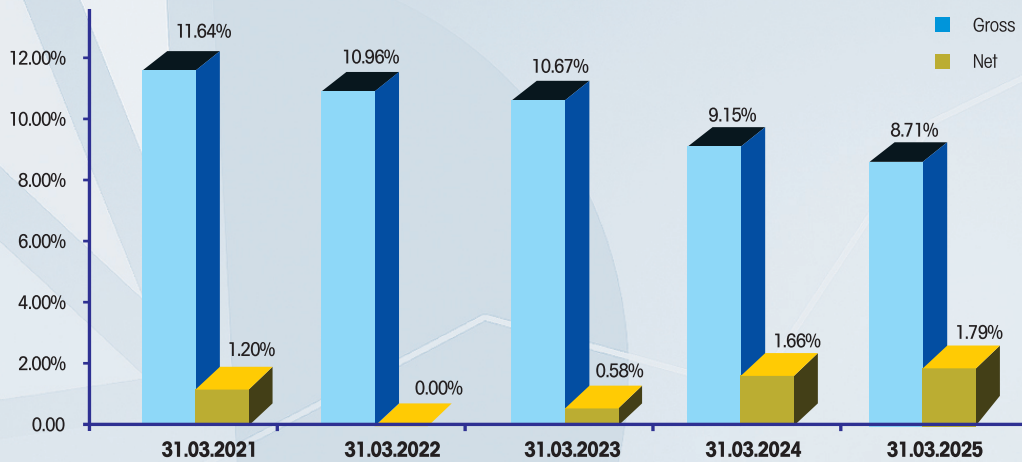
- Government Securities (G-Sec.)
- Bonds & Other
- Share in Other Co-operatives



GROSS & NET NPAs (%)

(₹ in crore)

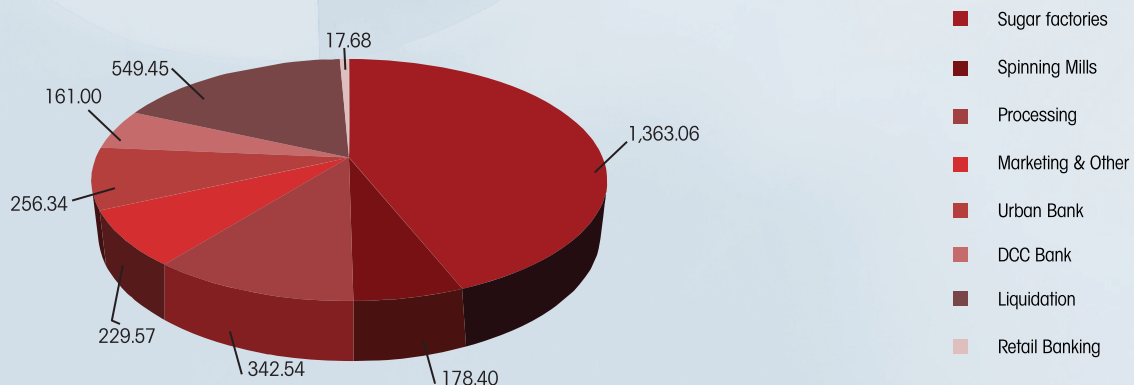
NPA	31.03.2021	31.03.2022	31.03.2023	31.03.2024	31.03.2025
Gross	11.64%	10.96%	10.67%	9.15%	8.71%
Net	1.20%	0.00%	0.58%	1.66%	1.79%



SECTORWISE GROSS NPA

(₹ in crore)

Sector	Sugar Factories	Spinning Mills	Processing	Marketing & Other	Urban Bank	DCC Bank	Liquidation	Retail Banking
Gross NPA Amount	1,363.06	178.40	342.54	229.57	256.34	161.00	549.45	17.68





सहकारातून समृद्धी

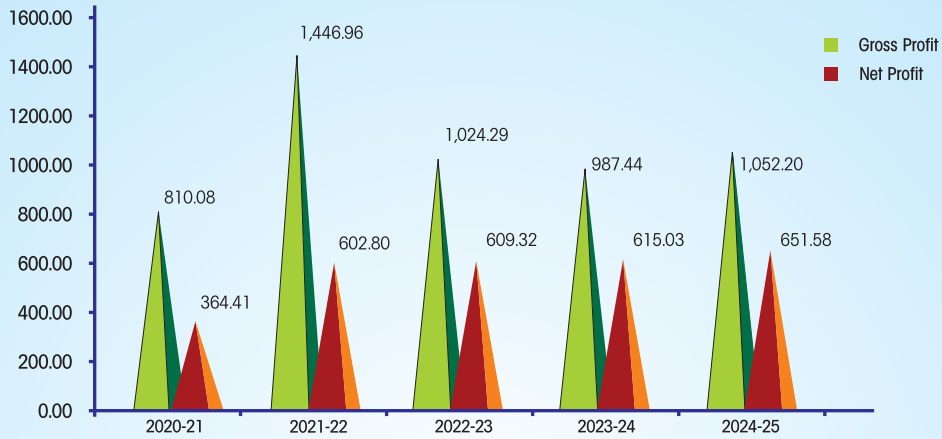
PROFILE | 2025

THE MAHARASHTRA STATE CO-OPERATIVE BANK LTD.

GROSS & NET PROFIT

(₹ in crore)

Profit	2020-21	2021-22	2022-23	2023-24	2024-25
Gross Profit	810.08	1,446.96	1,024.29	987.44	1,052.20
Net Profit	364.41	602.80	609.32	615.03	651.58



NETWORTH

(₹ in crore)

31.03.2021	31.03.2022	31.03.2023	31.03.2024	31.03.2024
2,703.47	3,227.10	3,878.56	4,617.64	5,396.36





COMPARATIVE FINANCIAL POSITION

(₹ in crore)

Particulars	31.03.2021	31.03.2022	31.03.2023	31.03.2024	31.03.2025
Owned Funds	5,272.47	6,026.72	6,561.28	7,121.12	7,706.49
Deposits	20,307.62	21,066.84	18,613.55	23,582.92	26,358.69
Investments	9,284.51	8,195.24	5,998.58	6,953.88	6,973.35
Advances	23,294.54	25,960.35	26,450.05	33,681.71	35,588.06
Working Capital	34,703.68	36,366.71	38,047.40	46,716.41	51,493.16

